

4

3

2

1

REVISIONS

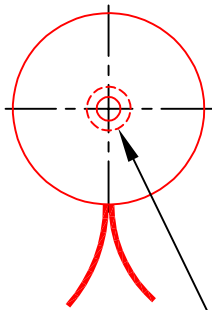
ZONE	LETTER	DESCRIPTION	DATE	CHECKED	APPROVED
------	--------	-------------	------	---------	----------

SHOWN AT MID-STROKE

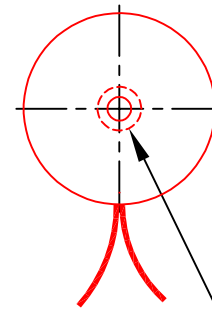
0.80 (20.4)

0.500 (12.7)

∅0.500 (12.7)



M3X0.5
0.12 (3) DP

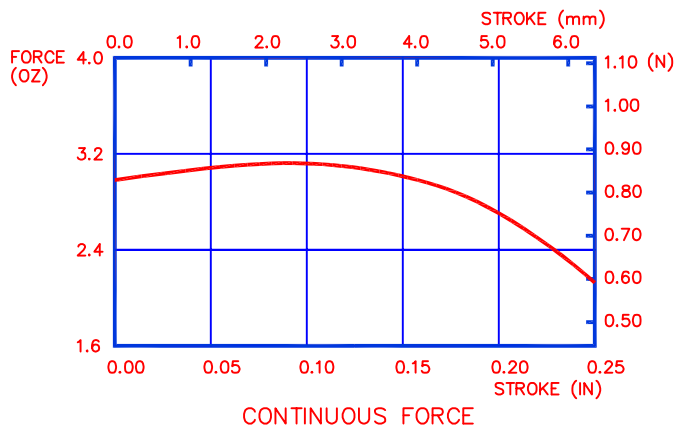


M3X0.5
0.12 (3) DP

INTERMITTENT FORCE @10% DUTY CYCLE	2.73 N	9.8 OZ
CONTINUOUS FORCE	0.86 N	3.1 OZ
FORCE CONSTANT	0.69 N/A	2.5 OZ/A
BACK EMF CONSTANT	0.69 v/m/s	0.017 v/in/s
STROKE	6.4 mm	0.25 IN
COIL CLEARANCE PER SIDE	0.33 mm	0.013 IN
COIL ASSY MASS	5.4 GR	0.19 OZ
BODY MASS	7.6 GR	0.27 OZ
COIL RESISTANCE	1.9 Ohms	
COIL INDUCTANCE @120 Hz	0.3 mH	
MAX CONTINUOUS POWER	3.0 W	

ALL VALUES AT 25°C

NOTES :
UNLESS OTHERWISE SPECIFIED



THIS DOCUMENT, WHETHER OR NOT MARKED AS PROPRIETARY, IS CONSIDERED CONFIDENTIAL AND SHALL REMAIN THE PROPERTY OF MOTICONT AND SHALL BE RETURNED TO MOTICONT UPON REQUEST WITH ALL COPIES MADE THEREOF. THIS DOCUMENT CANNOT BE UTILIZED IN THE MANUFACTURE OF ARTICLES SOLD OR OFFERED OR DISCLOSED TO ANYONE AND NO USE OF IT CAN BE MADE UNLESS EXPRESSLY AUTHORIZED BY AND UNDER THE DIRECTION OF MOTICONT. POSSESSION OF THIS DOCUMENT IS ACCEPTED SUBJECT TO THE FOREGOING.

DIMENSIONS ARE IN INCHES (mm) TOLERANCES ON:		MATERIAL	CONTRACT		MOTICONT			
DECIMALS .XXX	FRACTIONS ± 1/125		DRN		LINEAR VOICE COIL MOTOR			
ANGLES ± 1/2°	UNLESS OTHERWISE SPECIFIED		CHKD					
± .005 ± .01		FINISH	APPVD		SIZE	CODE	DWG. NO.	REV.
USED ON	NEXT ASSY		APPVD		A		LVCM-013-013-02M	2
APPLICATION					SCALE: 2 / 1		SHEET 1 OF 1	

4

3

2

1